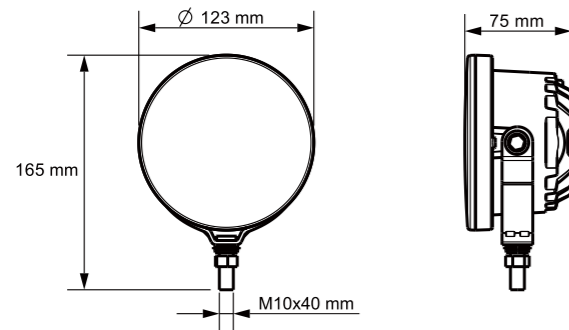




GUIDER.5

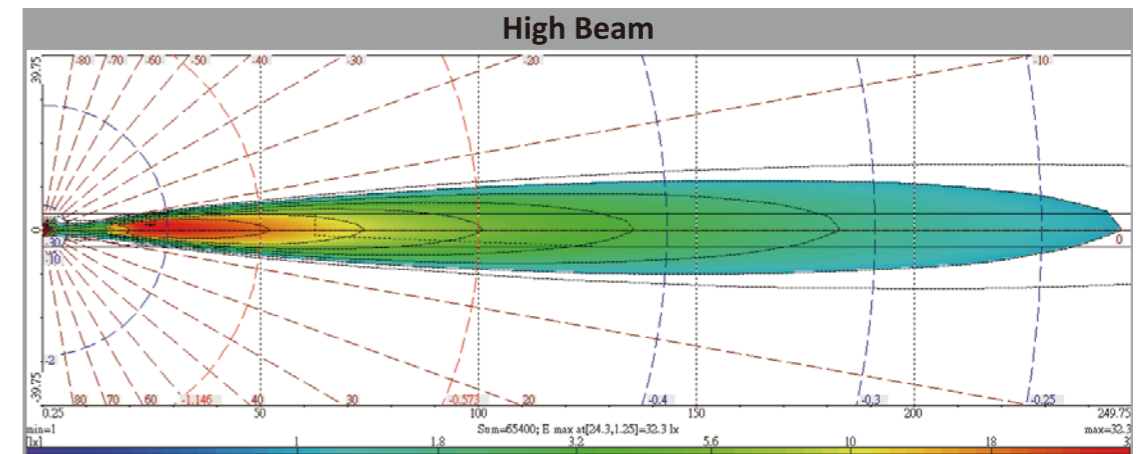
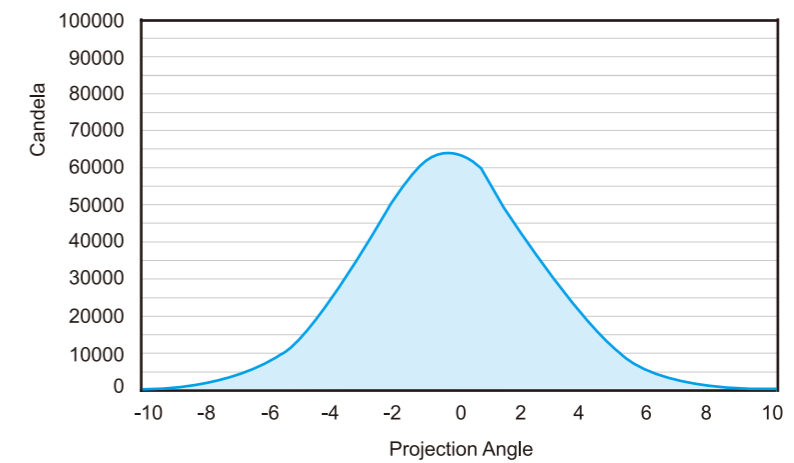


2x INSIDE VALUE PACK



# 22886

- ◆ High Power 9W LED's for exceptional performance (reference no. 17.5)
- ◆ Optimal illumination provides excellent visibility
- ◆ Increase driver safety and comfort by reducing eye fatigue
- ◆ Engineered to withstand extreme vibration, shocks and dust invasion
- ◆ Superior heat management for long-lasting performance
- ◆ Aluminum alloy housing for ultra-light weight
- ◆ Suitable for harsh terrains and climate environments
- ◆ Complies with E-mark regulations
- ◆ Robust polycarbonate lens



Part No.	Voltage	2 SMD high power LEDs				Current Draw	Connection	Weight
		Watt	Raw Lumen	Effective Lumen	HV CD			
22886	12~36V	14.6	2240	1568	65000	13.5V at 0.97A±0.09A 28V at 0.47A±0.05A	250mm fly lead	674g
<b>High beam</b>		<b>Material</b>						<b>Std pack qty</b>
		<b>Lens</b>	<b>Housing</b>	<b>Bracket</b>	<b>Hardware</b>			
		PC	aluminum	zinc cast	stainless steel			
		<b>Resistant</b>						
<b>Dust</b>	<b>Shock</b>	<b>Warpage</b>	<b>Temperature</b>					
•	•	•	-30°C~50°C		10			

