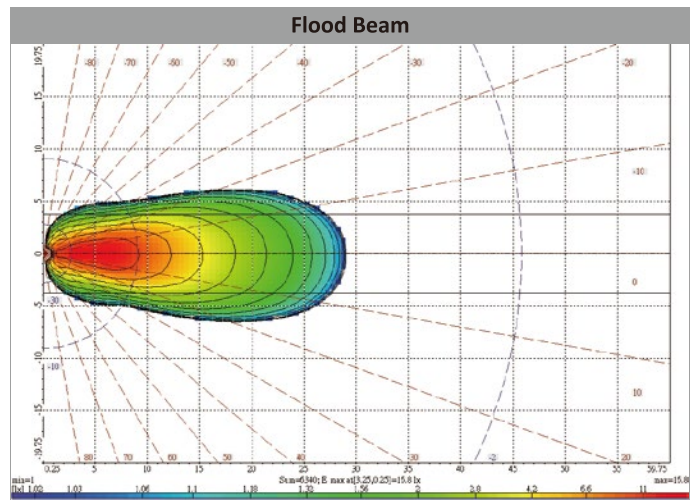
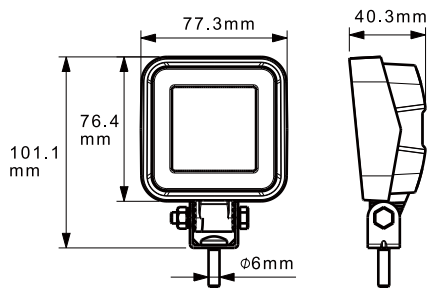
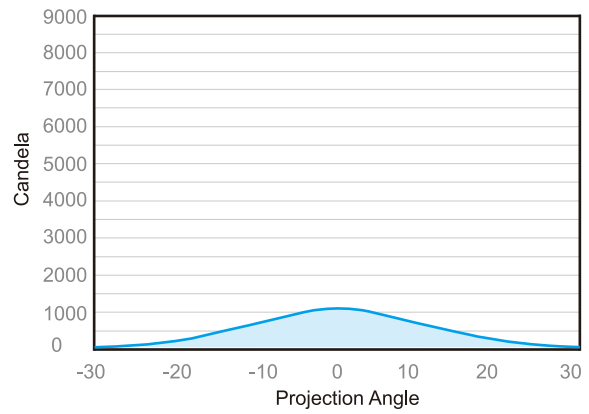



LED WORK LAMP



22852

- ◆ Compact design that suits various applications
- ◆ Ultra light weight
- ◆ Provides excellent brightness for a safer working environment
- ◆ Water tight configuration to withstand severe applications
- ◆ Low power consumption
- ◆ Reverse polarity protection

Part No.	Voltage Flood	3 SMD high power LEDs				Current Draw	Connection	Weight	
		Watt	Raw Lumen	Effective Lumen	HV CD				
22852	12~36V	8	720	464	1100	13.5V at 0.6A±0.05A 28V at 0.3A±0.005A	280 mm cable	173g	
Material				Resistant					Std pack qty
Lens	Housing	Bracket	Hardware	Water	Dust	Shock	Warpage	Temperature	50
PC	aluminum	stainless steel	stainless steel	•	•	•	•	-30°C~50°C	

